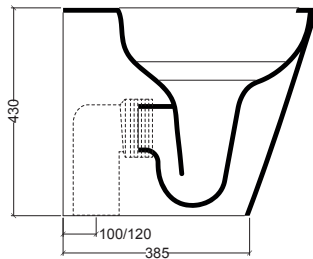
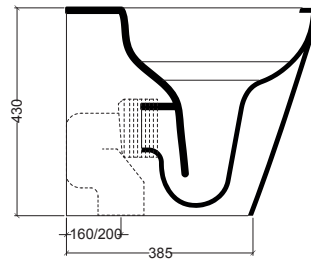


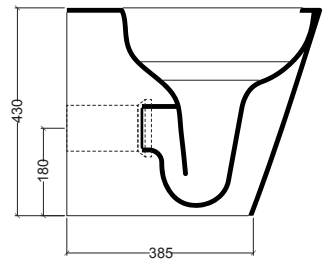
150 mm  
con curva tecnica Art. AF0002  
with technical curve Art. AF0002



max 120 mm  
min. 100 mm  
con curva tecnica Art. AF0004  
with technical curve Art. AF0004



max 200 mm  
min. 160 mm  
con curva tecnica Art. AF0003  
with technical curve Art. AF0003



Raccordo a parete  
Art. AF0011  
Wall connection  
Art. AF0011

N.B.: Le misure indicate possono subire una variazione dello 0,8 % circa, dovuta ad usura stampi o a piccole variazioni delle caratteristiche tecniche relative alle materie prime che compongono l' impasto.

N.B.: Indicated size could have a variation of about 0,8 % due to the usure of the moulds or the small variations of the raw materials' technical characteristics used in the mixture.